




# NEWSLETTER



## NORTHERN LIGHTS



While we didn't have a session for this, back in May we had the pleasure of seeing the Northern Lights here in Poynton! The colourful kaleidoscope of solar rays interacting with the gases in our atmosphere made for an incredible show of nature.



## SNAILS

Summer has been a bit of a no show so far this year, however, life goes on in the woodland. We see lots of snails on a weekly basis with their colourful patterned shells and slimy grey bodies sliding towards their next meal. They can be found on trees, leaves, plastic boxes and more!



## PHENOMENAL PHENOLOGY

This term we have been exploring phenology. Simply, phenology is observing nature and the changes that occur in nature as we observe it over time. Practically applying this, we have been using phenology wheels (see right) to make observations over a 6 week period. Weather is something that changes regularly for us providing a good source of content. More subtle changes like more leaves appearing on the trees, or noticing small insects you've never seen before require a closer look. Engaging in this process of observation will hopefully become second nature for our learners and lead them to more discoveries and a deeper appreciation for the natural world as they spend time in nature.

Out and about you can support further learning by asking open ended questions about the weather and what they can see.





**TARP A-FRAME SHELTERS**

Getting to grips with tarp shelters provided our learners the opportunity to work together in small teams to erect a tarp shelter. Some helped to stretch the tarp while others helped to place the pegs to secure the corners. Great job!



**HAPA ZOME**

All our learners had the opportunity to try *hapa zome* this term. Translating literally as leaf dye, we place leaves between pieces of cotton material and then bash it with a hammer. The chlorophyll and juices from the leaves are released and stain the cotton, leaving an impression of the leaf behind. You can see some incredible detail in this transfer process. It's an easy process with few resources needed and can provide an opportunity to closer inspect the world of leaves and their intricate veins and patterns.



**FUN IN FOREST SCHOOL**

Here's a selection of images from the last term and all the fun we've been having...




Slacklining, den building and Leaf Learning among the trees.




Spiny snail art and a toad found near the fire circle.



Practicing fire lighting skills. Slacklining for balance and coordination



Cooking pancakes over an open fire is an end of term treat our learners look forward to. We've had some cracking fires and delicious toppings to take our pancakes to the next level!



We received a load of woodchip mulch from Mr Wainwright and have been spreading it across the woodland paths at Lostock this past term. Some of our younger learners have relished the chance to dig, rake and push the wheelbarrow around as we give the paths a freshen up.