




NEWSLETTER



THE PRUSIK KNOT




An extension of the Lark's Head Knot is the Prusik Knot. A friction knot, the Prusik is useful when you want to keep your knot in position on a ridgeline. I use them in a FS setting to help secure tarps in place to prevent them from sliding. We remember the name by the phrase: Pru's not well. Prusik.






SPRING

Spring is a season of hope, a promise of warmer days, greener leaves and delicate beautiful flowers blooming in the sunshine. We've already had early bloomers with crocus and blackthorn blossoms on display.



WELCOME ST. PAUL'S

Towards the end of last year, we were given the opportunity to deliver Forest School sessions at St. Paul's Catholic primary school in Poynton. Each class has a 2 hour session during the school day for a half term. In addition to this, we also launched a new Forest Club, the first time an after school



club like this has been offered at St. Paul's.

The students are enthusiastic and really look forward to Forest School. St. Paul's has a lovely developed woodland on site. Forest School is an integral part of school life with sessions taking place weekly. We look forward to further developing our work there and seeing good things grow.





HAZEL POLES

We have invested in a bunch of hazel poles to help facilitate den building across both sites. Responsibly sourced through a woodland management company, these poles are great for crafting a den and much more!



CREATIVITY

One of our core tenets at ATT is creativity. As Sir Ken Robinson espoused, if you aren't prepared to be wrong, you'll never come up with anything original. Forest School is a great facilitator of creativity, where learners are given time and space to experiment, tinker and try things out. Den building can be adapted and built on from a basic design. Rope swings can go from solo to joint team work. I'm impressed on a weekly basis by how learners come up with creative approaches to their play.



FUN AT FOREST CLUB

Here's a selection of images from the last term and all the fun we've been having...



All things fire: toasting marshmallows, tinder lighting and the Kelly Kettle.





Wild weather, no worries, we'll take forest school indoors!



Ten pin bowling (or in this case 8) Forest School style. All you need are some wooden pins, a tyre and a bit of an incline. How many could you knock over?



Screw driver and screws in wood provide a chance to build grip strength and problem solve.



Clay wildflower shapes. Learners rolled clay, cut shapes and added wildflower seeds to their shapes before planting them in the woods. We look forward to seeing lots of wildflowers springing up between now and the end of summer!